



# RECREATIONAL PILOT LICENCE (RPL)

MASTER THE FUNDAMENTALS OF FLYING



#TheSkylsCalling  
**EARN YOUR WINGS  
WITH YOUR FIRST PILOT  
LICENCE**

Whether you are training towards a career in aviation or flying just for fun, **obtaining your Recreational Pilot Licence (RPL) is the first step in your journey.**

The CASA RPL theory syllabus will teach you the fundamentals of flight including basic aeronautical knowledge, aerodynamics, performance, meteorology, air law, human factors, and navigation.

Practical training teaches you the basics of safely piloting an aircraft including taxi, take off, climbing, turning, flying straight and level, and landing. **You'll learn with an experienced flight instructor, and when you are ready they'll send you on your first solo flight - a special moment for any pilot.**



# YOUR PILOT JOURNEY STARTS HERE, THEN **THE SKY IS THE LIMIT**

A Recreational Pilot Licence allows you to to **carry up to three passengers and fly within 25 nautical miles of your departing airport**, with a maximum take-off weight (MTOW) of 1,500kgs.

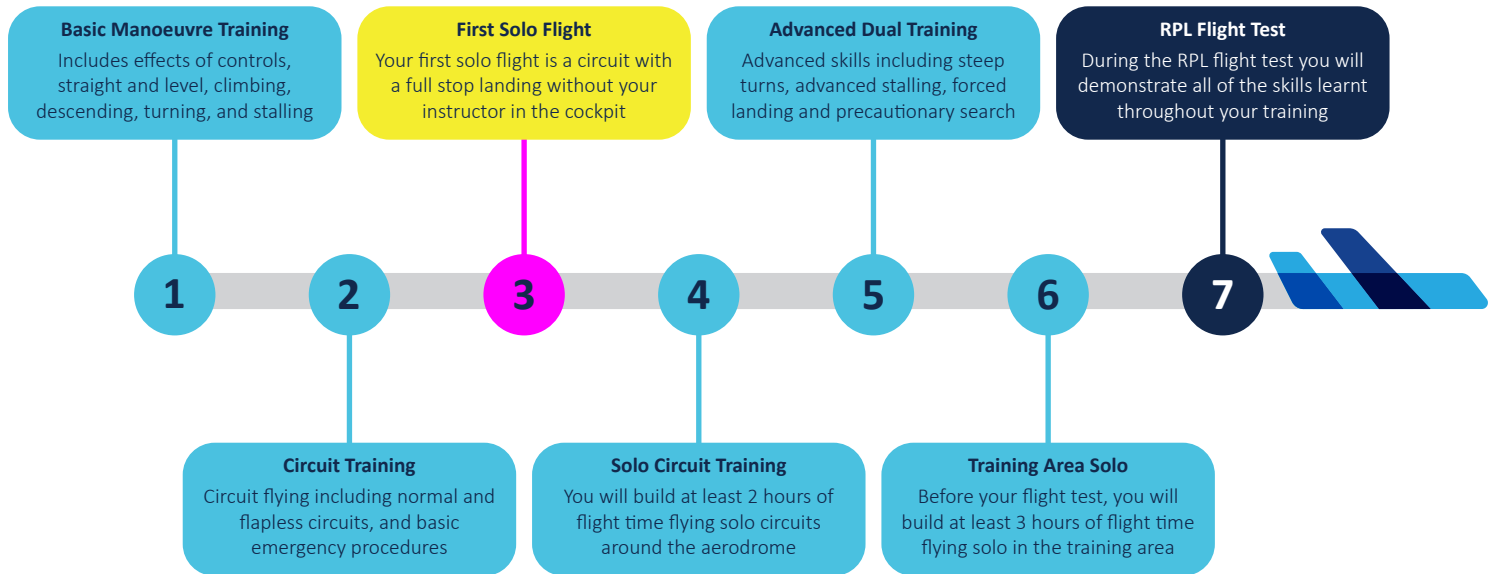
**Whilst your RPL is the beginning of any pilot's journey, the sky is the limit from there.** You can progress to Private Pilot Licence (PPL) training, which will allow you to fly anywhere in Australia. There are a range of rating and endorsement options available as well.

If you want to fly for a career, you can progress towards Commercial Pilot Licence (CPL) training. Your RPL training will count towards whatever you decide to do next.



# TRAINING PROCESS & COURSE SYLLABUS

# RECREATIONAL PILOT LICENCE (RPL) - COURSE PROCESS



# RECREATIONAL PILOT LICENCE COURSE SYLLABUS (1/2)

## Effects of Controls

Hands on practice in flying the airplane by using the primary, secondary and ancillary controls

## Straight & Level

Learn to maintain the airplane in straight and level flight without continuous ascent/descent motion

## Climbing & Descending

Learn to climb and descend the airplane within specified tolerances as well as level off at a nominated altitude

## Turning

Learn and practice entering, maintaining and rolling out of a medium level turn

## Climbing & Descending Turn

Learn how to enter, maintain and roll out of a climbing turn and a descending turn

## Stall

Recognise the symptoms and dynamics of a stall, and recover the airplane with minimal loss of altitude

## Advanced Stall

Learn the effects of power and flap on the stall, stalling during a climbing turn, and wing drop recovery

## Circuit Introduction

Consolidate and revise previous lessons before being introduced to the circuit pattern for an aerodrome

## Circuit Normal

Practice takeoff, landing and circuit pattern including upwind, crosswind, downwind, base and final approach legs

## Circuit Flapless & Normal

Consolidate previous circuit training with the addition of managing abnormal situations such as flap switch failure

## Circuit Emergency Procedures

Learn to manage engine failure after takeoff, missed landing, mid-flight engine failure, and glide approach landing

## Pre-Solo Check

Consolidate previous circuit lessons in preparation for your first solo circuit flight

# RECREATIONAL PILOT LICENCE COURSE SYLLABUS (2/2)

## **Circuit First Solo**

Your FIRST SOLO flight (without your instructor in the cockpit) will involve takeoff, circuit pattern flight, and full stop landing

## **Circuit Solo Checks & Second/Third Solo**

Your instructor will fly with you in the circuit and if deemed competent, you will fly two subsequent (longer) solo flights

## **Steep Turns**

Learn to perform steep level and descending turns, and use correct technique to recover from a spiral dive

## **Practiced Forced Landing**

Learn to control the aircraft in the event of an engine failure by maintaining glide speed and performing emergency checks

## **Crosswind Circuits**

You will learn about the effects of crosswind and use correct crosswind technique during takeoff, circuit pattern and landing

## **Training Area Solo Check**

Demonstrate correct outbound and inbound procedures along with stall, forced landing and steep turn techniques

## **Training Area Solo**

If your instructor deems you competent after your Training Area Solo Check, you will complete a solo training area flight

## **Precautionary Search**

Learn to check and assess unfamiliar landing strips for potential hazards before committing to landing

## **Short Field Takeoff & Landing**

Include advanced short takeoff and landing techniques and procedures into circuit pattern flying

## **Basic Instrument Flying**

Perform instrument scan and manoeuvre the aircraft solely using instruments, and recover from unusual aircraft attitudes

## **Training Area Solo Checks & Second/Third Solo**

Consolidate previous training area flight sequences and if deemed competent, you will fly two subsequent solo flights

## **Pre-Licence Check**

A summary flight, where the instructor will check if you are up to RPL standard before sending you for your flight test

# RPL COURSE DURATION



## FULL TIME 6-8 WEEKS

Flying and studying 4-5 days per week



## PART TIME 6-8 MONTHS

Flying and studying 1-2 days per week

\*Average duration based on past students. Course duration will depend entirely on weather, individual training performance and student time commitment.

# AIRCRAFT SELECTION





# DA40

## Diamond Aircraft

Continental CD-135 Engine/Lycoming IO-360

Garmin G500 or Garmin G1000 Avionics

Maximum Take-Off Weight (MTOW) 1150/1200kgs

Cruising Speed 130kts

4 Seater



# SLING 2 LSA

## Sling Aircraft



Rotax 912 ULS Engine

Garmin G3X Touch-Screen Avionics

Maximum Take-Off Weight (MTOW) 600kgs

Cruising Speed 110kts

2 Seater



# 172 SKYHAWK

## Cessna

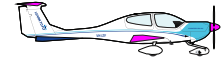
Lycoming IO-360-L2A Engine  
Garmin G430 Avionics + Analogue Instruments  
Maximum Take-Off Weight (MTOW) 1100kgs  
Cruising Speed 122kts  
4 Seater





# FLIGHT PACKAGE & PAYMENT OPTIONS

# FLIGHT PACKAGE - PACKAGE DETAILS






Package	Sling 2 LSA	Cessna 172	Diamond DA40
Dual & Supervised Solo Flight Training Hours	25 Hours	25 Hours	25 Hours
Simulation Training Hours	1 Hour	1 Hour	1 Hour
Ground School, Briefing & De-Briefings	40 Hours	40 Hours	40 Hours
RPL Theory Course (Online) + Mock Exams	✓	✓	✓
Bob Tait PPL Theory Book Vol 1 & Vol 2	✓	✓	✓
VFRG, ERSA & VTC Map	✓	✓	✓
Online Student Portal Access	✓	✓	✓
Aviation English Language Proficiency Test	✓	✓	✓
RPL Assignments, Internal Exams & CASA Exams	✓	✓	✓
Flight Test Fee	✓	✓	✓
Uniform & Logbook	✓	✓	✓
<b>Cost</b>	<b>\$14,550</b>	<b>\$16,395</b>	<b>\$17,950</b>
RPL Theory Course- Face-to-Face (Optional)	Additional \$1,595	Additional \$1,595	Additional \$1,595

Prices are in AUD, not including GST and are subject to change.

You may be required to purchase items not included in the package, including flight test solo hire and additional flying hours. Prices are in AUD and are subject to change. You will be charged based on the current pricing schedule at the time of booking. Current as at December 2025.

# FLIGHT PACKAGE - PAYMENT OPTIONS

Aircraft	Option 1 Upfront Payment	Option 2 Interest Free Instalments
 Sling 2	<b>\$14,550</b>	<b>From \$3,638/month</b> x 4 interest free instalments
 Cessna 172	<b>\$16,395</b>	<b>From \$3,279/month</b> x 5 interest free instalments
 Diamond DA40	<b>\$17,950</b>	<b>From \$3,590/month</b> x 5 interest free instalments



Prices are in AUD, not including GST and are subject to change. You will be charged based on the current pricing schedule at the time of booking. Current as at December 2025. **Splitit** allows you to split your costs over multiple interest free monthly instalments. Visit

[www.learntofly.edu.au/splitit](http://www.learntofly.edu.au/splitit) for full details.

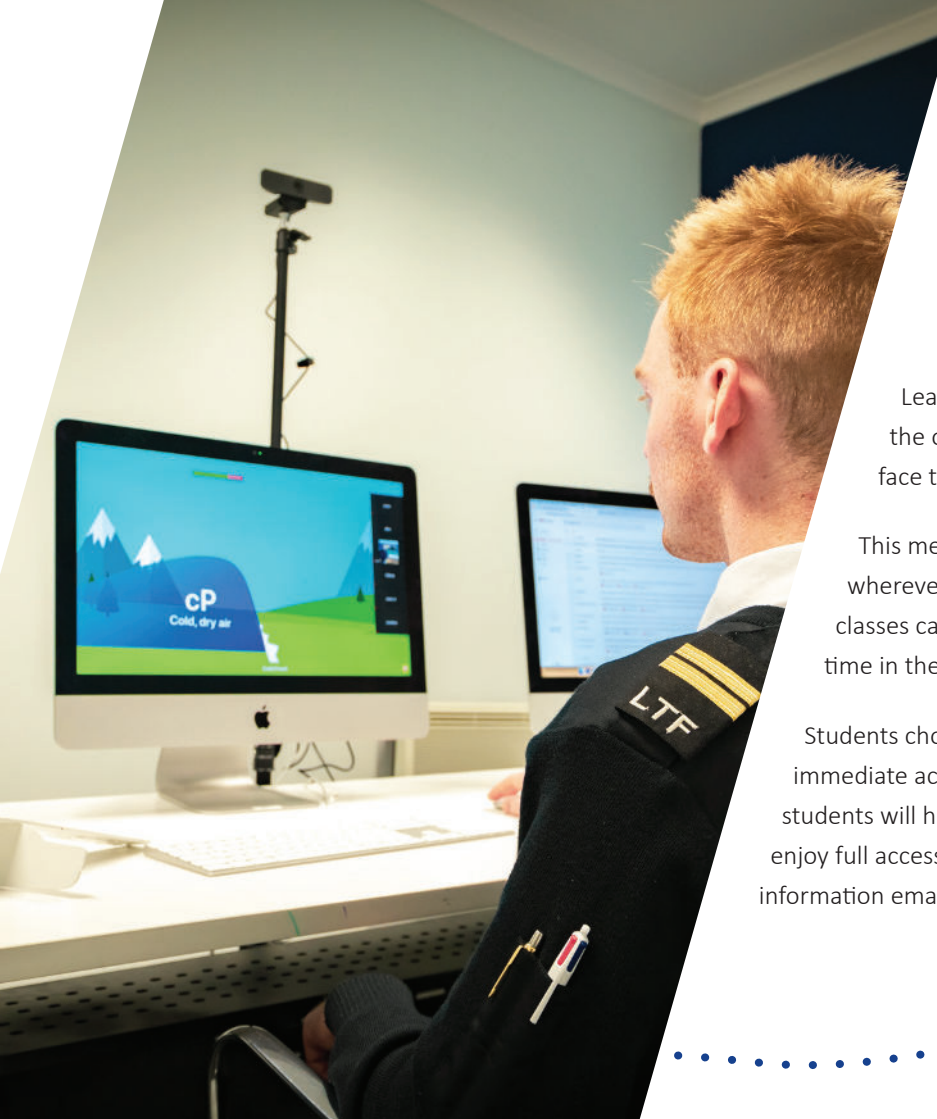
# PAY AS YOU FLY - PRICING

	<b>Sling 2 LSA</b>	Dual & Supervised Solo \$388/hr Private Hire for Flight Test \$288/hr
	<b>Cessna 172</b>	Dual & Supervised Solo \$458/hr Private Hire for Flight Test \$358/hr
	<b>Diamond DA40</b>	Dual & Supervised Solo \$518/hr Private Hire for Flight Test \$418/hr
	<b>Ground School &amp; Briefings</b>	\$100/hr
	<b>Flight Test Fee</b>	\$795

Pay As You Fly rates do not include the purchase of required items including simulation hours, course theory materials, exams, flight tests, uniform and logbooks, or access to the Learn To Fly online student portal. Please email [hello@learntofly.edu.au](mailto:hello@learntofly.edu.au) for any cost-related enquiries. Prices are in AUD, not including GST and are subject to change. You will be charged based on the current pricing schedule at the time of booking. Current as at December 2025.



# ONLINE TRAINING OPTIONS

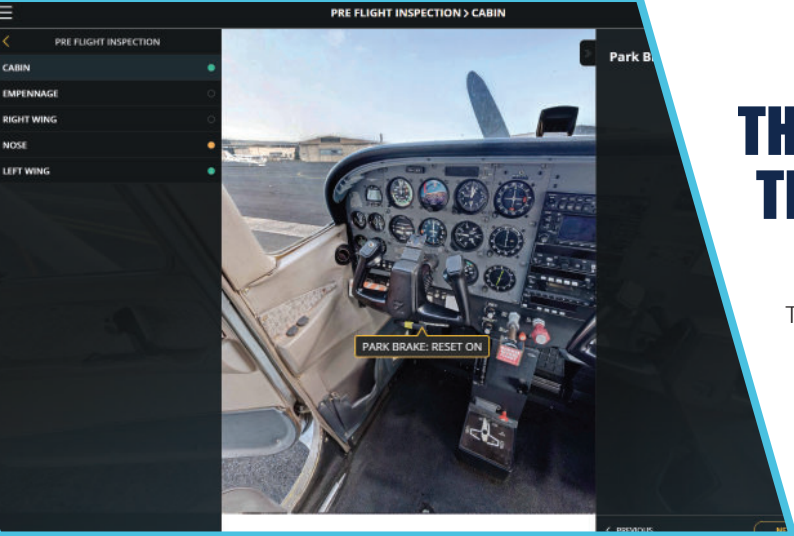


# FLEXIBLE OPTIONS TO COMPLETE YOUR THEORY TRAINING

Learn To Fly embraces the latest technology to allow you the option to complete your theory training in traditional face to face classes, or online.

This means that you can complete your theory training from wherever you are in the world, at your own pace. Online theory classes can be offered as a live online class, or watched at any time in the Learn To Fly Student Portal by subscription.

Students choosing our Flight Package payment option will have immediate access to all features of the portal. Pay As You Fly students will have access to limited features in the portal, but can enjoy full access with the purchase of a Theory Package. For more information email [hello@learntofly.edu.au](mailto:hello@learntofly.edu.au).



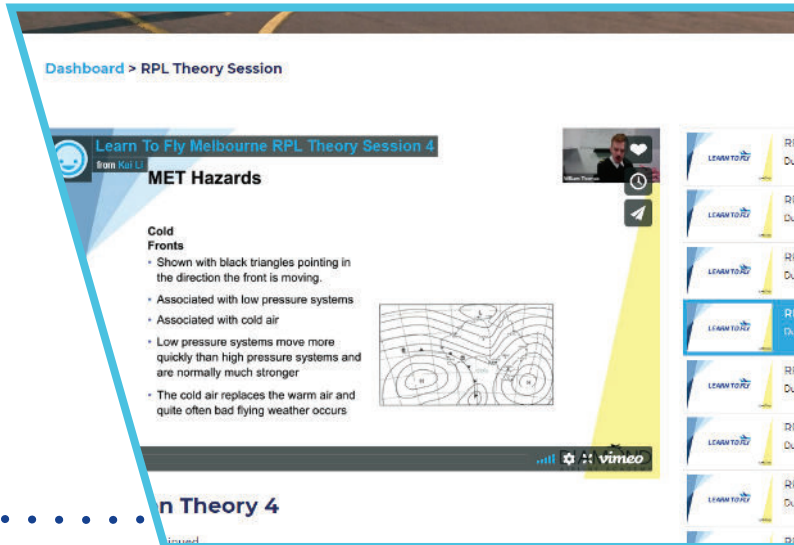
# THE LTF STUDENT PORTAL LETS YOU TRAIN ANYTIME, ANYWHERE

The Learn To Fly Online Student Portal takes your flight training to the next level, allowing you to access state-of-the-art features to **advance your learning anytime, anywhere.**

## Aircraft Procedural Training with V360E Virtual Cockpit

We are the first flight school in Australia to offer access to 360 degree virtual cockpit environments using the V360E platform.

This amazing technology allows students to view the cockpit and run through detailed checklists and procedures, better preparing you for your time in the actual aircraft. Only available with Flight/Theory Package purchase.



## Online Theory Training

Our student portal gives you 24 hour access to each of the individual ground theory training sessions in your chosen course, conducted by an experienced instructor and recorded live. You can watch and re-watch theory sessions as many times as you like. Only available with Flight/Theory Package purchase.

# TRACK YOUR TRAINING PROGRESS AND PREPARE FOR SUCCESS

Preparation is the key to success, and the Learn To Fly Online Student Portal gives students and their instructors the ability to see exactly how they are progressing through a course.

## Live Flight Training Sequence Updates

The portal allows students to track their progression through every component of their course, with links to important information and each task overseen directly by their primary Learn To Fly Flight Instructor.

## Mock Exams

For students preparing for their theory exams, the portal offers timed mock exams that simulate the actual exam environment, so you are as prepared as possible for the real thing. Only available with Flight/Theory Package purchase.

## MOCK EXAMS

[Dashboard](#) > [RPL Mock Exams](#)

### Examination and Task list

Item ID	Examination and Task	Completed by	Link
RPL-1	RPL Mock Exam 1		<a href="#">Take exam</a>
RPL-2	RPL Mock Exam 2		<a href="#">Take exam</a>
RPL-3	RPL Mock Exam 3		<a href="#">Take exam</a>

[Dashboard](#) > [RPL Flight Training Sequence](#)

Student may require the following documents to complete the RPL training:

CAR 198B, CASR Part 61, CAO, ERSA, VFRG, Bob Tail, PPL Book VOL 1 & 2, VTC map

### Flight Training Sequence

Examination and Task	Completed by	Link	Status
A/RN Application	Lesson 1 EOC	<a href="#">Click here</a>	Completed
Aviation Security Identity Card	Lesson 1 EOC	<a href="#">Click here</a>	Completed
Class 1 OR Class 2 Medical Check	Lesson 4 Turning	<a href="#">Click here</a>	Completed
Aircraft Engineering Paper	Lesson 4 Turning	<a href="#">Download</a>	Completed
Pre-Solo Assignment	Lesson 7 Circuit		Completed
Pre-Solo Exam	Lesson 11 Circuits Flapless	Not available	Result pending
AELP Test	Lesson 11 Circuits Flapless		Completed
FRQL	Lesson 11 Circuits Flapless	<a href="#">Take exam</a>	Incomplete
Pre-Area Solo Assignment	Lesson 18 Solo Circuits 2		Completed
Aircraft Questionnaire	Lesson 18 Solo Circuits 2	<a href="#">Take exam - Sling</a>	Incomplete
Pre-Area Solo Exam	Lesson 20 Forord Landing	Not available	Result pending
RPL Application	Lesson 26 First Training Area Solo		Incomplete



## OUR GRADUATE: **JOBEN RAJAN**

*"I will never forget the moment when I passed my solo-check and my instructor sent me for my first solo flight. It was truly a dream come true. LTF is the best place to study your RPL because they have an excellent aircraft fleet and the amazing instructors provide constant support and training advice, pushing your academic progress forward." – Joben Rajan from India*



# CONTACT US

## Melbourne, Australia (Headquarters)

22-24 Northern Avenue  
Moorabbin Airport, Victoria, Australia 3194  
1300-532-768 | [hello@learntofly.edu.au](mailto:hello@learntofly.edu.au)

## Singapore

Level 22, OUE Downtown 2  
6 Shenton Way, Singapore 068809  
+65 8668 0591 | [hello@learntofly.edu.au](mailto:hello@learntofly.edu.au)

## Hong Kong

Unit 22, 10/F Block C, Tong Yuen Factory Building  
505 Castle Peak Road, Cheung Sha Wan, Kowloon  
+852 9180 5616 | [hello@learntofly.edu.au](mailto:hello@learntofly.edu.au)

Scan QR code to subscribe, follow or schedule a meeting

